



# Product selector

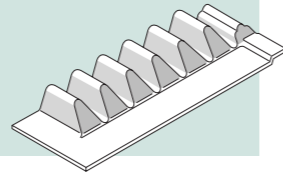
**1** Two-piece plain wing ridge cover  
Adjustable over range of roof pitches.



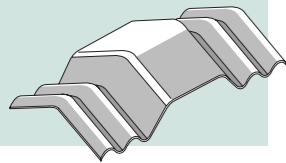
**2** Cranked crown sheet  
For covering apex of roof.



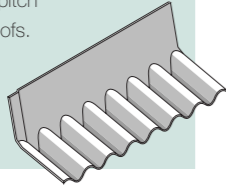
**9** Eaves filler  
For blocking corrugation voids at eaves of roof



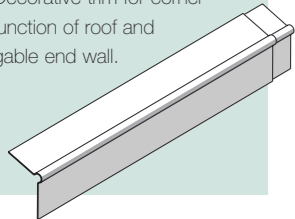
**3** Ventilating cranked crown  
For ventilation at apex of roof.



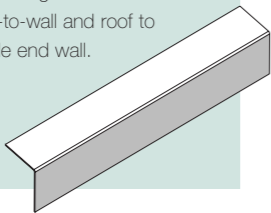
**4** Apron flashing  
For weathering top of mono-pitch lean-to roofs.



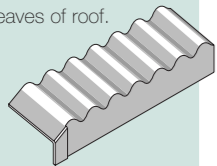
**5** Roll top bargeboard  
Decorative trim for corner junction of roof and gable end wall.



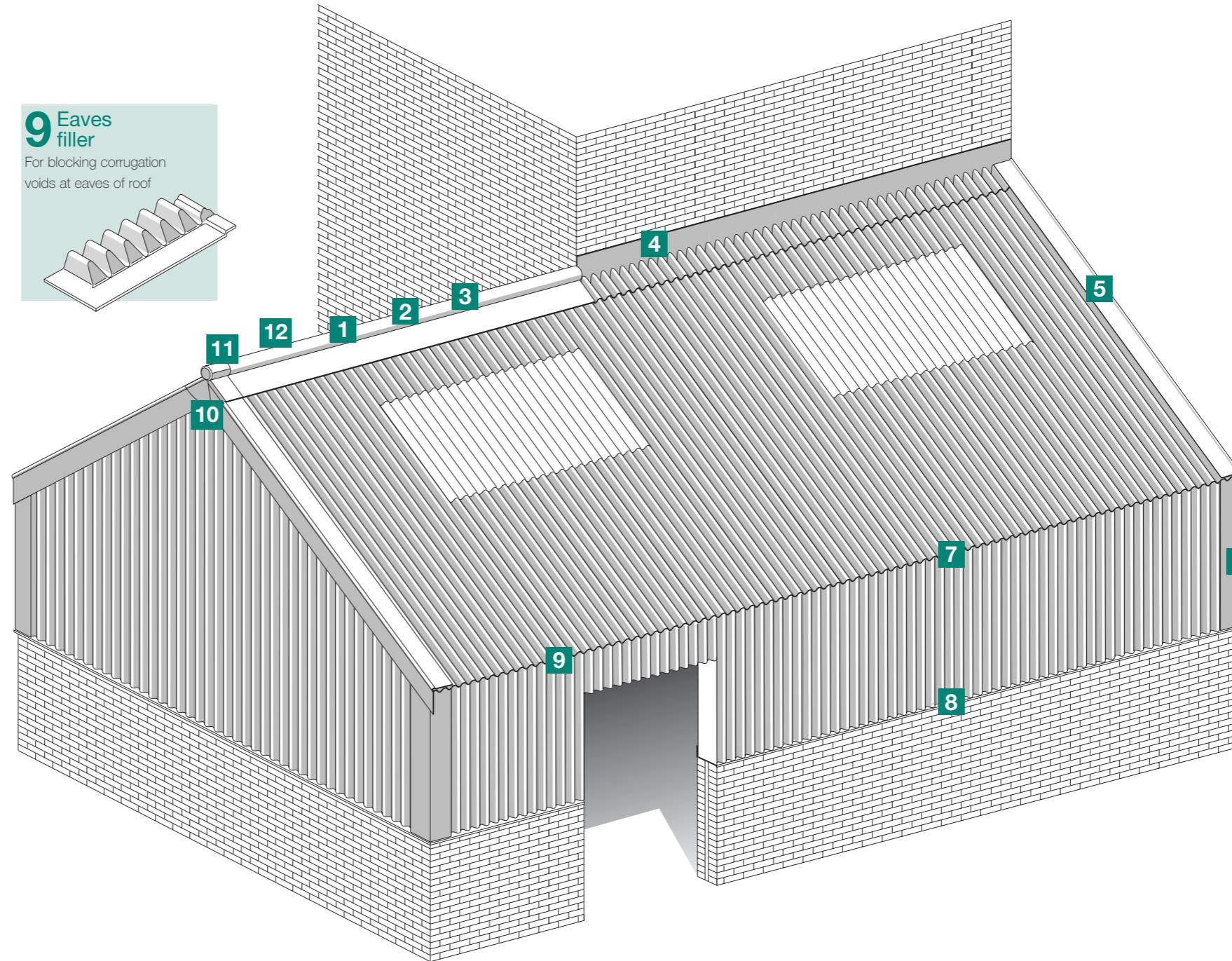
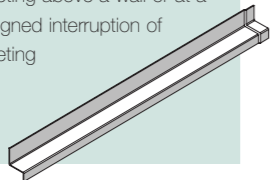
**6** External corner  
Plain wing cover trim for wall-to-wall and roof to gable end wall.



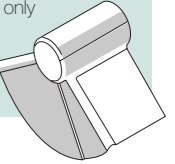
**7** Eaves corrugation closer  
For blanking off corrugation voids at eaves of roof.



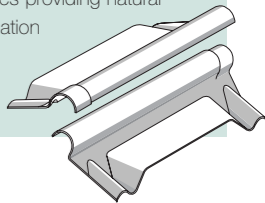
**8** Horizontal flashing piece  
Used at junction of vertical sheeting above a wall or at a designed interruption of sheeting



**10** Hooded two piece ridge finial  
Made to suit roll top bargeboards with two-piece adjustable ridge only. Profile 6R only



**11** Two piece ventilating ridge cover  
Adjustable over range of roof pitches providing natural ventilation



**12** Two piece close fitting ridge cover  
With profile wings adjustable over range of roof pitches

